

# MAPLE LEAF BOOKMARK

BY PAT ARMOUR

## MATERIALS

16 count Navy Aida - 4" x 8"

### DMC Floss

904	Dark Green
471	Light Green
470	Medium Green
351	Light Red
349	Medium Red
919	Dark Red
727	Light Yellow
725	Medium Yellow
977	Dark Yellow
370	Brown






Cross Stitch the pattern using 3 plies of DMC Floss.

### To Finish:

The bookmark can be finished in one of two methods.

- 1 Stitch all around the edges to secure. Leave a 1 inch fringe on all four sides.
- 2 Fold back the 2 long edges. Apply an Iron on Adhesive per manufacturers directions on the back. Cut to size a complimentary coloured piece of felt and apply to adhesive. Stitch the two short edges and fringe.

*Pat Armour is a long time member of the Toronto Guild of Stitchery where she has held several executive positions. Taught by her mother, starting at the age of five, Pat states that it wasn't until joining the guild that she became aware of the wealth of techniques, supplies and talents available to stitchers.*

	904 Dark Green
	471 Light Green
	470 Med Green
	351 Light Red
	349 Med Red
	919 Dark Red
	727 Lt Yellow
	725 Med Yellow
	977 Dk Yellow
	370 Brown
	370 Brown Backstitching



